

Panasonic®

Installation Manual

Additional Cordless Handset

Model No. **KX-TPA50** **B04**



DECT
6.0

Thank you for purchasing a Panasonic product.

This unit is an additional handset compatible with the following series of Panasonic SIP Cordless Phone:

KX-TGP500/KX-TGP550

You must register this handset with your base unit before it can be used. This installation manual describes only the steps needed to register and begin using the handset. For further details, please read the base unit's User Guide on the Panasonic Web site at:

<http://www.panasonic.com/sip>

Charge the batteries for about 6 hours before initial use.

Please read this installation manual before using the unit and save it for future reference.



TPA50B04

Accessory information

Supplied accessories

Accessory item/Order number	Quantity
Charger/PNWETGP500B	1
AC adaptor/PQLV219Z or PQLV219 (03)Z	1
Rechargeable batteries/HHR-4DPA (Part No. HHR-65AAABU or N4DHYYY00002)	2
Handset cover ^{*1} /PNYNTGA641TR	1
Belt clip/PNKE1029Z1	1

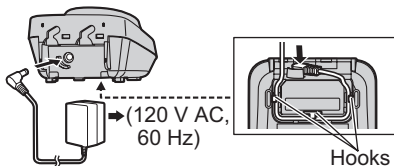
*1 The handset cover comes attached to the handset.

Note:

- Please read the additional/replacement accessory section of the base unit's User Guide on the Panasonic Web site. See page 1 for Panasonic URL.

Setting up

Connections



Note:

- Use only the supplied Panasonic AC adaptor PQLV219 or PQLV219 (03).

-
- The AC adaptor must remain connected at all times. (It is normal for the adaptor to feel warm during use.)
-

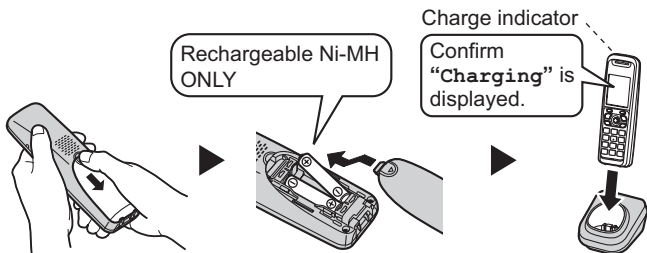
Battery installation/Battery charge

Important:

- Use the supplied rechargeable batteries. For replacement, we recommend using the Panasonic rechargeable batteries noted on page 2.
- Wipe the battery ends (⊕, ⊖) with a dry cloth.
- Avoid touching the battery ends (⊕, ⊖) or the unit contacts.
- Confirm correct polarities (⊕, ⊖).
- USE ONLY Ni-MH batteries AAA (R03) size.
- Do NOT use Alkaline/Manganese/Ni-Cd batteries.

Charge for about 6 hours.

- When the batteries are fully charged, the charge indicator goes off.



Note:

- If the batteries are fully charged, but the operating time seems to be shorter, clean the battery ends (⊕, ⊖) and the charge contacts with a dry cloth and charge again.

Registering a handset to the base unit

1 Base unit:

■ KX-TGP500 series

Press and hold **[ALL]** for about 4 seconds until the STATUS indicator flashes in red.

■ KX-TGP550 series

Press and hold **[ALL]** for about 4 seconds until the registration tone sounds and the STATUS indicator flashes in red.

- If all registered handsets start ringing, press the same button to stop. Then repeat this step.
- The next step must be completed within 90 seconds.

2 Handset:

Press **[OK↵]**, then wait until a long beep sounds.

Note:

- If an error tone sounds, or if **Y** is still displayed, register the handset according to the registering section of the base unit's User Guide on the Panasonic Web site. See page 1 for Panasonic URL.

Display language

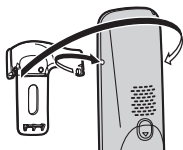
1 **[MENU]** (center of joystick) → **[#][1][1][0]**

2 **[▼]/[▲]**: Select the desired setting.

3 Press down the center of the joystick to save. → **[OFF]**

Belt clip

■ To attach

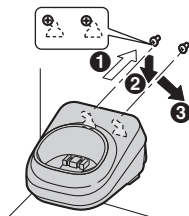
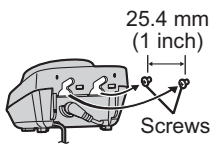


■ To remove



Wall mounting

- 1 Drive the screws (not supplied) into the wall.
- 2 Mount the charger (1), then slide it down (2) and to the right (3) until it is secure.



For your safety

To prevent severe injury and loss of life/property, read this section carefully before using the product to ensure proper and safe operation of your product.

WARNING

Power connection

- Completely insert the AC adaptor/power plug into the power outlet. Failure to do so may cause electric shock and/or excessive heat resulting in a fire.
 - Regularly remove any dust, etc. from the AC adaptor/power plug by pulling it from the power outlet, then wiping with a dry cloth. Accumulated dust may cause an insulation defect from moisture, etc. resulting in a fire.
 - Unplug the product from power outlets if it emits smoke, an abnormal smell, or makes an unusual noise. These conditions can cause fire or electric shock. Confirm that smoke has stopped emitting and contact your phone system dealer.
-

Installation

- To prevent the risk of fire or electrical shock, do not expose the product to rain or any type of moisture.
 - Do not place or use this product near automatically controlled devices such as automatic doors and fire alarms. Radio waves emitted from this product may cause such devices to malfunction resulting in an accident.
-

CAUTION

Installation and relocation

- The AC adaptor is used as the main disconnect device. Ensure that the AC outlet is installed near the product and is easily accessible.
-

Battery

- We recommend using the supplied batteries or additional/replacement batteries noted on page 2 for replacement battery information. **USE ONLY rechargeable Ni-MH batteries AAA (R03) size.**
 - Do not mix old and new batteries.
 - Do not open or mutilate the batteries. Released electrolyte from the batteries is corrosive and may cause burns or injury to the eyes or skin. The electrolyte is toxic and may be harmful if swallowed.
 - Exercise care when handling the batteries. Do not allow conductive materials such as rings, bracelets, or keys to touch the batteries, otherwise a short circuit may cause the batteries and/or the conductive material to overheat and cause burns.
-

-
- Charge the batteries provided with or identified for use with this product only, in accordance with the instructions and limitations specified in this manual.
 - Only use a compatible charger to charge the batteries. Do not tamper with the charger. Failure to follow these instructions may cause the batteries to swell or explode.

Attention:



A nickel metal hydride battery that is recyclable powers the product you have purchased.

Please call 1-800-8-BATTERY (1-800-822-8837) for information on how to recycle this battery.

Other information

- Operating the product near electrical appliances may cause interference. Move away from the electrical appliances.
- Use only the power cord and batteries indicated in this manual. Do not dispose of batteries in a fire. They may explode. Check with local codes for possible special disposal instructions.

Routine care

- **Wipe the outer surface of the product with a soft moist cloth.**
- Do not use benzine, thinner, or any abrasive powder.

Notice for product disposal, transfer, or return

- This product can store your private/confidential information. To protect your privacy/confidentiality, we recommend that you erase information such as phonebook or caller list entries from the memory before you dispose of, transfer, or return the product.

FCC and other information

This equipment is hearing aid compatible as defined by the FCC in 47 CFR Section 68.316.

When you hold the phone to your ear, noise might be heard in your Hearing Aid. Some Hearing Aids are not adequately shielded from external RF (radio frequency) energy. If noise occurs, use an optional headset accessory or the speakerphone option (if applicable) when using this phone. Consult with your audiologist or Hearing Aid manufacturer about the availability of Hearing Aids which provide adequate shielding to RF energy commonly emitted by digital devices.

WHEN PROGRAMMING EMERGENCY NUMBERS AND(OR) MAKING TEST CALLS TO EMERGENCY NUMBERS:

- 1) Remain on the line and briefly explain to the dispatcher the reason for the call.
- 2) Perform such activities in the off-peak hours, such as early morning or late evenings.

This device complies with Part 15 of the FCC Rules. Operation is subject to the following two conditions:

(1) This device may not cause harmful interference, and (2) this device must accept any interference received, including interference that may cause undesired operation.

Privacy of communications may not be ensured when using this phone.

CAUTION:

Any changes or modifications not expressly approved by the party responsible for compliance could void the user's authority to operate this device.

NOTE:

This equipment has been tested and found to comply with the limits for a Class B digital device, pursuant to Part 15 of the FCC Rules. These limits are designed to provide reasonable protection against harmful interference in a residential installation. This equipment generates, uses, and can radiate radio frequency energy and, if not installed and used in accordance with the instructions, may cause harmful interference to radio communications. However, there is no guarantee that interference will not occur in a particular installation. If this equipment does cause harmful interference to radio or television reception, which can be determined by turning the equipment off and on, the user is encouraged to try to correct the interference by one or more of the following measures:

- Reorient or relocate the receiving antenna.
- Increase the separation between the equipment and receiver.
- Connect the equipment into an outlet on a circuit different from that to which the receiver is connected.
- Consult the dealer or an experienced radio/TV technician for help.

FCC RF Exposure Warning:

- This product complies with FCC radiation exposure limits set forth for an uncontrolled environment.
- This handset may not be collocated or operated in conjunction with any other antenna or transmitter.
- For body-worn operation, the handset must be used only with a non-metallic accessory. Use of other accessories may not ensure compliance with FCC RF exposure requirements.

Notice:

- FCC ID can be found inside the battery compartment or on the bottom of the unit.

Compliance with TIA-1083 standard:

Telephone handsets identified with this logo have reduced noise and interference when used with T-Coil equipped hearing aids and cochlear implants.



Notice

- This product is designed for use in the United States of America. Sale or use of this product in other countries may violate local laws.
- Cet appareil est conçu pour être utilisé aux États-Unis d'Amérique. La vente ou l'emploi de cet appareil dans certains autres pays peut constituer une infraction à la législation locale.
- Este producto está diseñado para usarse en los Estados Unidos de América. La venta o el empleo de este producto en ciertos países puede constituir violación de la legislación local.
- 本產品專為美國使用而設。若在其他國家銷售或使用，可能會違反當地法例。
- この製品は、日本国外での使用を目的として設計されており、日本国内での使用は法律違反となります。従って、当社では日本国内においては原則として修理などのサービスは致しかねます。

Panasonic Corporation of North America
One Panasonic Way, Secaucus, New Jersey 07094

Copyright:

This material is copyrighted by Panasonic System Networks Co., Ltd., and may be reproduced for internal use only. All other reproduction, in whole or in part, is prohibited without the written consent of Panasonic System Networks Co., Ltd.

© Panasonic System Networks Co., Ltd. 2009