



Mark Gallagher (4311)

[Logout](#) [Change settings](#)

Forward Mark as unread Mark as read Save Undelete Delete

Inbox

Trash

	State	From	To	Received on	Length
<input type="checkbox"/>		Brad Trower (4337)	Mark Gallagher	11 July 2008 14:07:44	45s

Voice Message

From: **Brad Trower (4337)**

Received: **11 July 2008 14:07:44**

To: **Mark Gallagher**

Length: **45s**



Message: **2 / 3**

First Previous Next Last







Forward Delete Undelete Save Mark as read Mark as unread

Play in Windows Media Player

read.

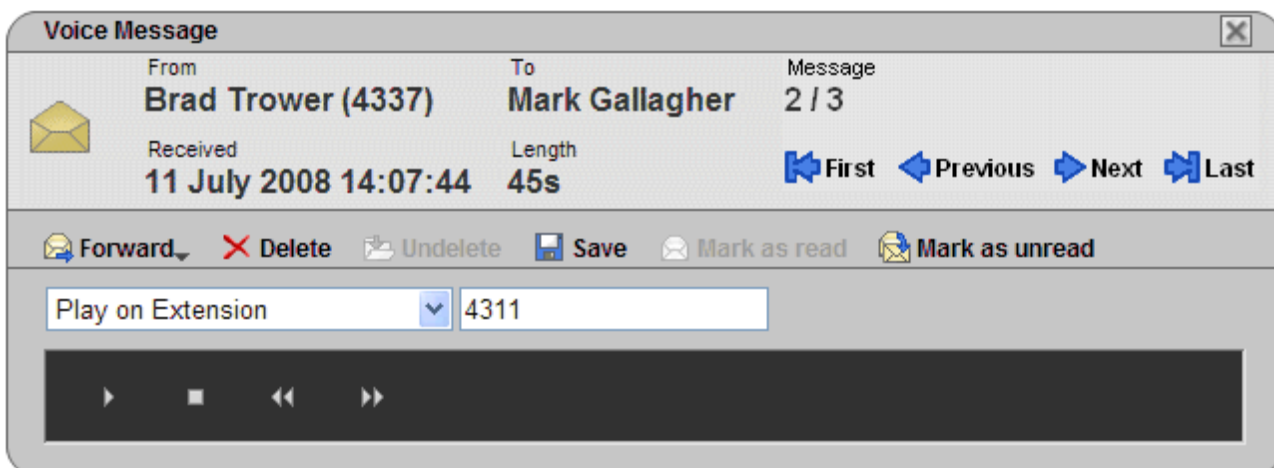
-  **Saved message**
Setting a message as saved stops it being automatically deleted after a period of time.
-  **Priority message**
This icon is added the message icon to indicate that the caller has set the message as a priority message.

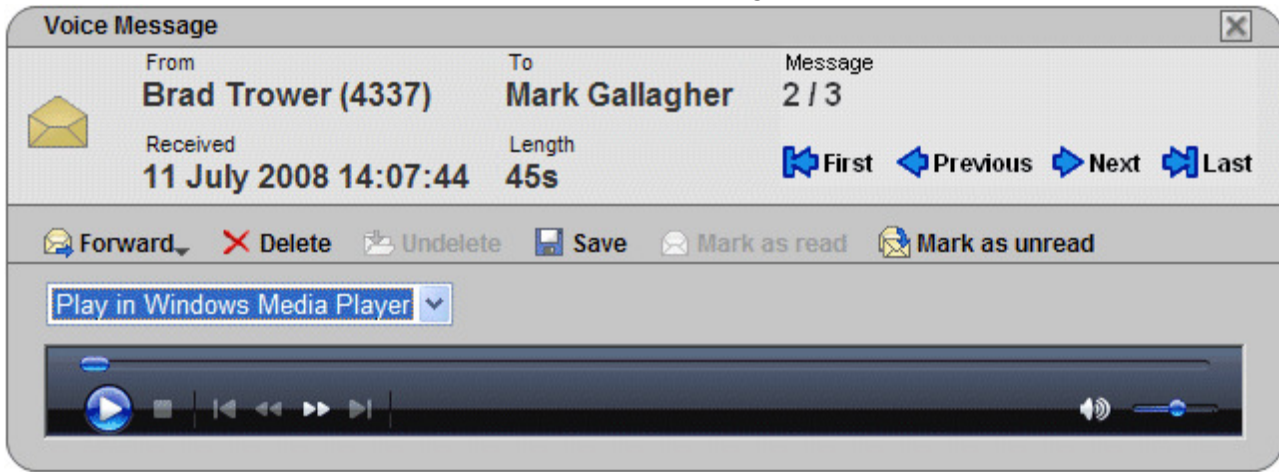
Controls

-  **Select**
Before performing many actions such as saving, deleting or forwarding, you can select the messages to which the action should be applied.
 - The select box at the top of the list of messages can be used to select/deselect all messages on the currently displayed page.
-  **Save**
Change the status of the selected messages to saved.
-  **Mark as read**
Change the status of the selected messages to read. Changing the status of a message will override its previous status including those marked as saved.
-  **Mark as unread**
Change the status of the selected messages to unread. Changing the status of a message will override its previous status including those marked as saved.
-  **Forward**
Forward a copy of the selected message to another mailbox. When clicked, the type of mailbox (user or hunt group) can be selected. The list of mailboxes is then shown and allows selection of multiple target mailboxes.
-  **Delete**
Delete the selected messages. Manually deleted messages remain visible until the voicemail server next performs its mailbox housekeeping. See the deleted message description above.
- **Change password**
This option allows you to change your voicemail mailbox code.

Playing Messages

To play a message just click on it. The message menu is displayed. The appearance of this will vary depending on whether you select playback via the default media player on your computer or through an extension on the telephone system.





Changing Settings

You can click on Change Settings to access a number of options to customize your UMS web voicemail.

© 2009 AVAYA
15-601063 Issue 22.a.-
13:47, 09 December 2009
(420using_web_voicemail.htm)

Performance figures, data and operation quoted in this document are typical and must be specifically confirmed in writing by Avaya before they become applicable to any particular order or contract. The company reserves the right to make alterations or amendments at its own discretion. The publication of information in this document does not imply freedom from patent or any other protective rights of Avaya or others. All trademarks identified by (R) or TM are registered trademarks or trademarks respectively of Avaya Inc. All other trademarks are the property of their respective owners.

http://marketingtools.avaya.com/knowledgebase/businesspartner/ipoffice/mergedProjects/voicemailpro/420using_web_voicemail.htm?zoom_highlight=ums

Last Modified: 02/12/2009